



## Hygiene protocol Greenhouses


A good, healthy and productive cultivation starts with a clean and hygienic greenhouse. Don't underestimate the importance of a strict hygiene protocol. The cleaning and disinfection of a greenhouse must be done 100% correctly. This way you are assured of a good cultivation and maximum yield.



### 3 WET CLEANING - GLASS CLEANING

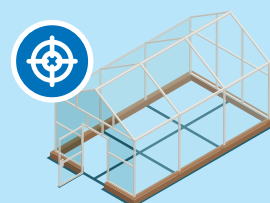
### 3 WET CLEANING - REMOVE POLLUTION

- ✓ Use 2% Intra Foamcleaner - spray 3000-4500 l/ha
- ✓ Spray on gutters, tables, floors and pilars
- ✓ Allow 20 minutes contact time
- ✓ Rinse with a sufficient amount of water



### 4 DISINFECTION - ELIMINATE PATHOGENS

- ✓ Use 1% Intra Multi-Des GA - spray 4500-5000 l/ha
- ✓ Spray on gutters, tables, screens, floors and pilars
- ✓ Allow 10 minutes contact time
- ✓ Rinse with a sufficient amount of water



## 3 4 CLEAN AND DISINFECT ALL WORKING AREAS


- ✓ Clean and disinfect not only the glass areas, also clean all other areas  
Use the same instructions for wet cleaning and disinfection for the pack stations, cooling areas and technical rooms



## 3 4 IRRIGATION SYSTEM


- ✓ Take off the drippers (hose & plug)  
Soak them in a bath with 2% Intra Hydopure for 6-12 hrs \*
- ✓ Fill the irrigation lines with 2% Intra Hydopure for 6-12 hrs \*  
(make sure air can escape!)
- ✓ Rinse with clean water and flush
- ✓ Repeat when necessary

\*When there is a lot of mineral deposit in the lines or on the drippers, we recommend to add 2% of nitric acid




## 3 4 SILO'S & FERTILIZER TANKS

- ✓ Empty the silo
- ✓ Remove heavy pollution by hand / mechanically
- ✓ Spray the sidewalls with 4% Intra Hydopure
- ✓ Let it stay for 6-12 hrs (no need to rinse)
- ✓ Repeat when necessary
- ✓ Fill up the silo again. Add 40 ppm of Intra Hydopure to keep the system clean till planting. Measure the level of Intra Hydopure on a daily base to maintain and keep it at the 40 ppm



## 5 6 SETTING UP GREENHOUSE

- ✓ Place the slabs & drippers etc. - add 40 ppm Intra Hydopure when filling the slabs
- ✓ Make sure people walk in-and-out as little as possible
- ✓ Day before planting final disinfection by misting or fogging
  - Use 20 L/ha Intra Hydopure - in a minimum of 100 L spray solution
  - Let it stay for 6-12 hrs
  - Open windows and ventilate



## 7 START GROWING!